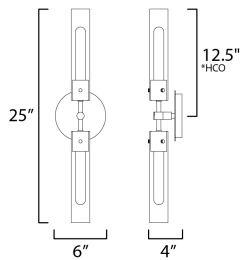




PRODUCT DESCRIPTION

Dramatically modern, individually supported rods run through a series of flat circular disks adding interest to the elongated adjustable arms that can be configured according to how you choose to position them. Finished in Naturally Aged Brass and Matte Black finishes, the frames terminate at their ends with LED tubular lamps supplied and shrouded in long cylindrical glass shades secured with pins at the fixture's sockets. The characteristic details and warm filament light source add industrial flair making the collection's modern configuration suitable to a wider array of transitional styling.



*height from center of outlet to the top of the fixture



MEASUREMENTS

DIMENSION : 6" W x 25" H x 4" Ext
 MAX OAH : 5" W x 5" H
 HANGING WEIGHT : 2.6 lb

LAMPING

INPUT VOLTAGE : 120V
 LUMENS : 1,200 Rated (960 Del.)
 BULB : 2 x 6W LED E26 Medium , 12W Total
 BULB INCLUDED : (Included)
 DIMMABLE : Y
 CRI : 90 CRI
 COLOR_TEMP : 2700K
 LIGHTING_DIRECTION : Up/Down

FINISHES OPTION

-  Black
-  Natural Aged Brass

GLASS

Clear CL

MATERIAL

Steel, Glass

RATINGS

cETLus
 Damp Location



ADDITIONAL

INSTALL UP/DOWN: ALL
 RATED LIFE 25000 Hours
 OPERATING TEMPERATURE:
 -20°C (-4°F), 40°C (104°F)

Always consult a qualified electrician before installing any lighting product.



WESTERN DISTRIBUTION CENTER (HEADQUARTER)
 253 NORTH VINELAND AVE | CITY OF INDUSTRY, CA 91746

EASTERN DISTRIBUTION CENTER
 101 GARDNER PARK | PEACHTREE CITY, GA 30269

P. 626.956.4200 | F. 626.956.4225 | maximlighting.com